



# RESIDENCY BASICS


William Kuykendall, PharmD

Adapted from Della Bahmandar, PharmD/MBA

11/4/2018


# OVERVIEW

- Why should you do a residency?
- Different types of residencies and fellowships
- Considerations for choosing a residency
- Preparation timeline




# WHY SHOULD YOU DO A RESIDENCY?

- Receive additional training and practice as a licensed pharmacist with preceptor oversight and support
- Develop critical thinking skills and gain practical experience
- Exposure to different career paths and different aspects of pharmacy
- Sets you apart from your peers
- Gain extensive experience in short period of time
- Develop leadership skills
- Find mentors and expand your network
- Job opportunities



# TYPES OF POSTGRADUATE TRAINING PROGRAMS

- PGY1 (Post Graduate Year 1)
  - Pharmacy Practice
  - Community
  - Managed Care
- PGY2 (Post Graduate Year 2)
- PGY1/PGY2 Combined Programs
- Fellowships




# PGY1 PHARMACY PRACTICE

- One year commitment in a hospital, clinic, community practice, or managed care setting
- Most often completed the first year after graduation
- Responsibilities vary from site to site:
  - Round with interdisciplinary team
  - Staffing
  - Complete a residency research project and publish your work
  - Precept students
  - Presentations - CEs, didactic teaching, topic discussions
  - Journal club
  - Build the foundation for your clinical skills




# PGY1 COMMUNITY

- Set in community pharmacy
- Experiences include:
  - Managing medication-use systems
  - Optimizing medication therapy outcomes
  - Medication management for a broad range of disease states
    - Diabetes
    - Asthma
    - Hypertension
    - Hyperlipidemia
    - Anticoagulation



# PGY1 MANAGED CARE


- Set in health plan, community, or government
- Delivery of pharmaceutical care in three models:
  - Individual patient care
    - Communicate findings and recommendations to health care providers
  - Medication use programs for targeted groups
    - Design, conduct, monitor, and evaluate programs
  - Population care management
    - Policy development



# PGY2

- One year commitment after completion of PGY1
- Advanced training specializing in an area of patient care
  - Gain confidence functioning as an independent practitioner
  - Develop clinical leadership skills


Ambulatory Care	Cardiology	Critical Care
Drug Information	Emergency Medicine	Geriatrics
Immunology	Infectious Disease	Informatics
Internal Medicine	Managed Care	Nuclear Pharmacy
Nutrition Support	Oncology	Pediatrics
Pharmacotherapy	Pharmacy Administration	Transplant






# COMBINED PROGRAMS

- PGY1 + PGY 2 - same location
- Example:
  - Two year program, PGY1 + PGY2 Pharmacy Administration
  - Learn to manage pharmacy programs and services related to:
    - Personnel and resource management
    - Finance
    - Performance measures
    - Strategic planning
    - Automation and technology systems
    - Contracting and purchasing
- May include teaching component/teaching certificate, Masters Degree program




# FELLOWSHIPS

- Typically with a pharmaceutical industry
- Highly individualized program
- May be directed toward research, academia, or pharmacy administration




# ACCREDITATION

- Granted by ASHP
- Must meet set requirements and be reviewed and evaluated
- Precandidate status
  - Program has submitted application for accreditation and is actively recruiting for a resident
- Candidate status
  - Program has submitted application for accreditation, has a resident in training, and is awaiting site survey
- Reaccreditation occurs every 8 years


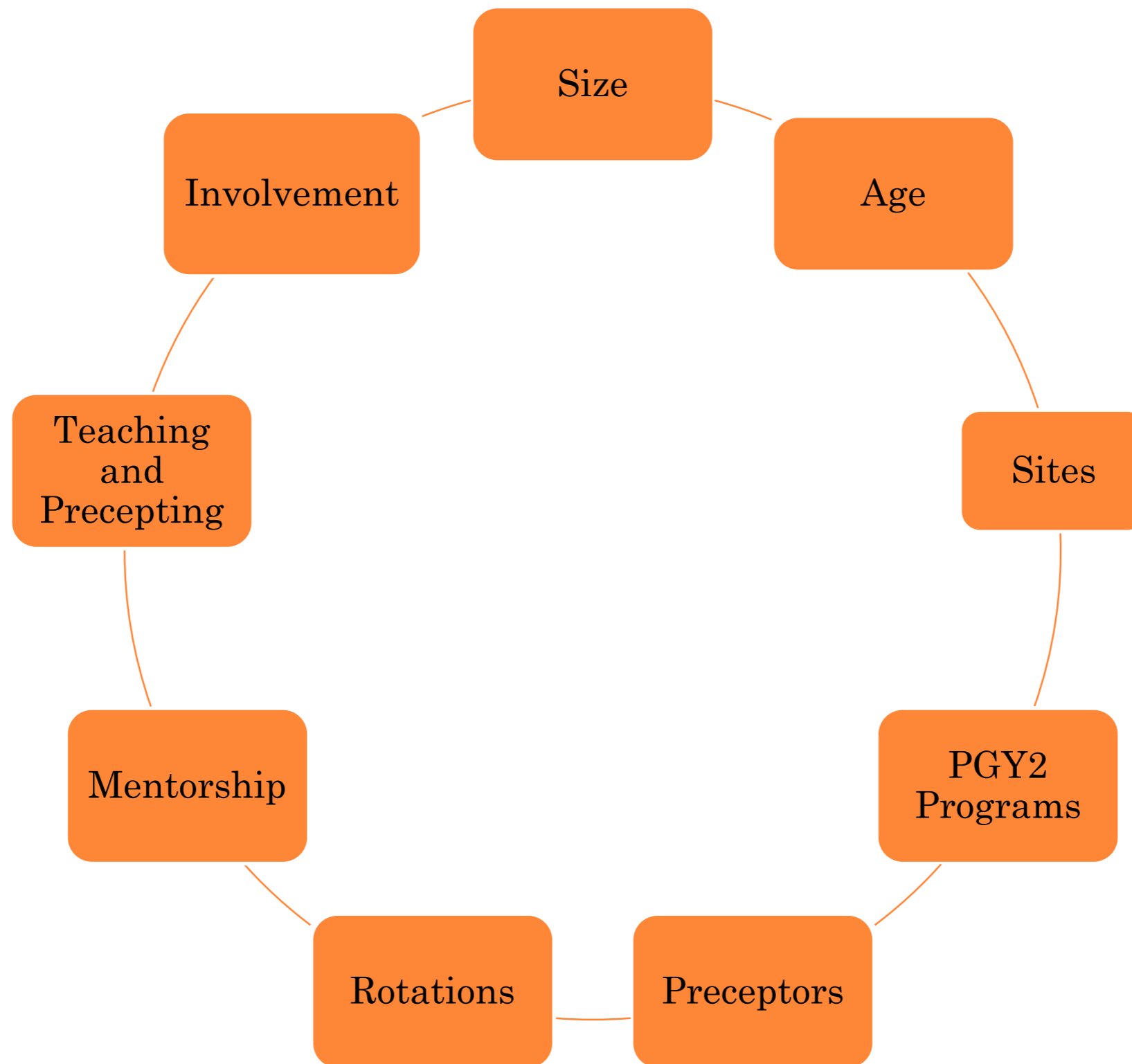


# ACCREDITATION

- Assurance that program meets national standards
- Many employers look for accredited training experience
- Don't write off programs in precandidate or candidate status





# CONSIDERATIONS WHEN LOOKING FOR A RESIDENCY PROGRAM



# “ THE MATCH”


- Favors the student over the program
  - Now has phase I and phase II
- 2018 Post Phase II Match Stats:
  - 59 unfilled positions
    - 17 PGY1, 42 PGY2
  - 2,157 unmatched applicants
- 67% applicant match rate for PGY1 and PGY2





# RESIDENCY APPLICATION TIMELINE

# FIRST STEPS

- Find a Mentor
    - Professor, preceptor, boss
  - Join Student Alliance
    - Connect with classmates, current residents, and preceptors
    - Guest speakers
    - Access to information, discounts for registering for ASHP Midyear
    - Faculty advisors
  - Explore ASHP
    - Student Forum
      - <http://www.ashp.org/menu/InformationFor/PharmacyStudents.aspx>
    - New Practitioners Forum
      - <http://www.ashp.org/menu/InformationFor/NewPractitioners.aspx>
- 



# P3 YEAR

## September

- Work on CV and cover letter
- Reach out to programs

## October

- Sign up for Midyear

## November

- Prepare questions
- Ask for letters of recommendation
- Sign up for the Match

## December

- Attend Midyear
- Fill out applications

# P3 YEAR

## January

- Applications due
- Interviews

## February

- Interviews

## March


- Submit rankings for Phase I
- Phase I Results
- Submit ranking for Phase II

## April

- Phase II Results

## July

- Residencies begin



# FACTORS TO CONSIDER

## Barriers

Time

Money

Stress

Relocation


## Rewards

Extensive training

Professional  
fulfillment

Personal Growth

Networking



QUESTIONS?

